

DAY




1

WEEK 1






Name: _____

Directions: Draw  a red circle around each item on the top shelf. Draw  a blue square around each item on the middle shelf. Draw  a green triangle around each item on the bottom shelf.

MATH

DAY
1



Extend your thinking! Draw  two more books on the top shelf. Draw  a baseball on the bottom shelf.

Name: _____

Directions: Draw  a line from each object to the sense used to learn about or identify it.



SCIENCE

DAY
1

Item

Sense



sight



smell



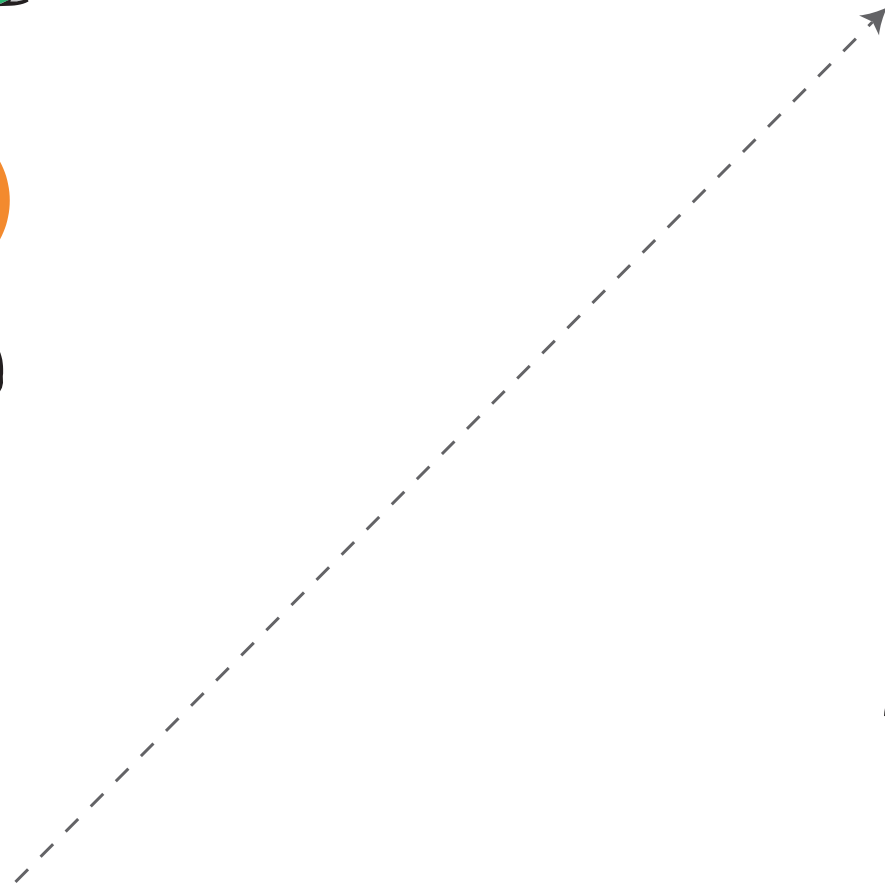
touch



taste



hearing



RETEACHING AIDES

DAY 1





Name: _____

Directions: Read the phrases below. Trace the line from each object to the person who owns it. Use a different crayon for each line you trace. Remember to trace from left to right.

RETEACHING

WRITING

**DAY
1**



doll



belongs to



Kate



bike



belongs to



Bill



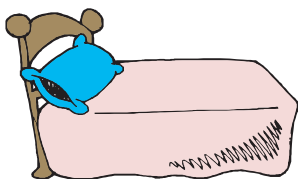
mitt



belongs to



Tom



bed



belongs to



Jen