

# DAY 1

---



**WEEK 1**



Name: \_\_\_\_\_

**Directions:** Name each picture. If you hear Adam Apple's short /a/ sound, draw a line from the picture to Adam Apple. Color the pictures according to the code. If the beginning sound in the word is:





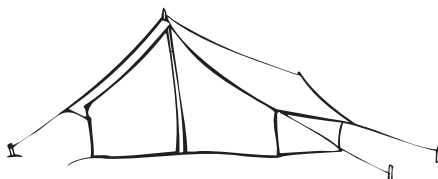
m - use a 

t - use a 


s - use an 

p - use a 

c - use a 




**Extend your thinking!**

Write  words with the short /a/ sound. Use the beginning letters on the lines.


\_\_\_\_\_

 \_\_\_\_\_

\_\_\_\_\_

 \_\_\_\_\_

\_\_\_\_\_

 \_\_\_\_\_

\_\_\_\_\_

 \_\_\_\_\_

\_\_\_\_\_

 \_\_\_\_\_





Name: \_\_\_\_\_

Directions: Write in the missing numbers.

1	_____	_____	4	_____
_____	7	_____	9	10
11	12	_____	14	_____
_____	_____	18	19	_____
21	22	_____	_____	25






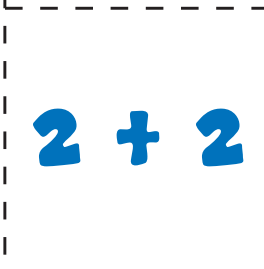
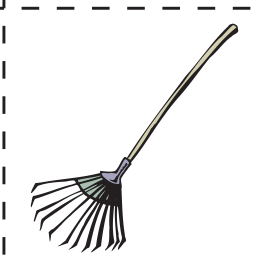

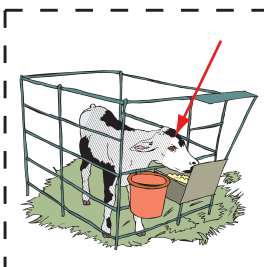

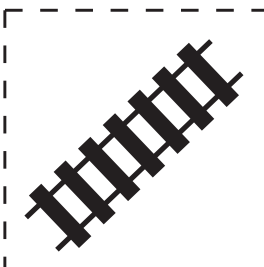










**Extend your thinking!** Make a snack with your Guide!





Name: \_\_\_\_\_

Directions: Cut  out and name each picture. Glue  the pictures with the short /a/ sound around Adam Apple.





Name: \_\_\_\_\_

Directions: Cut  out and glue  each object into the correct category.


**SOLID**




**LIQUID**



**GAS**





**Extend your thinking!** List a solid, a liquid, and a gas that are found in or around your home.

**SOLID**

**LIQUID**

**GAS**

\_\_\_\_\_

\_\_\_\_\_

\_\_\_\_\_

\_\_\_\_\_

\_\_\_\_\_

\_\_\_\_\_

